






 Recessed Handle with Gravity Lift-Type Latching	 Recessed Handle with Single-Point Thru-The-Handle Latching	 Projecting Finger-Pull Thru-The-Door Friction Catch	 Projecting Spring-Bolt for Top Hinged Doors	 Projecting 3-Point Turn-Handle Latching (Includes Welded Cabinets)	 Projecting Lift-Type Handle for Plastic Lockers	 Projecting Finger-Pull Thru-The-Door Friction Catch for Plastic Lockers	 Projecting Padlock Hasp for Bulk Storage Lockers
Master 1710MK & 1710ADA Built-In Grooved Key Lock	Y	N	Y	Y	Y	N	N	N
Master 1714 & 1714ADA Built-In Spring Bolt Key lock	N	N	N	N	N	N	N	N
Master 1790 and 1790MKADA Built-In Rotary Bolt Key lock	N	Y See Note 2	N	N	N	N	N	N
Master 1630 & 1636MKADA Built-In Vertical Dead Bolt (RH)	Y See Note 1	N	N	N	N	N	N	N
Master 1631 Built-In Vertical Dead Bolt (LH)	Y See Note 3	N	N	N	N	N	N	N
Master 1652 Built-In Horizontal Spring Bolt (RH)	N	N	N	N	N	N	N	N
Master 1654 Built-In Horizontal Spring Bolt (RH)	N	N	N	N	N	N	N	N
Master 1670 Built-In Horizontal Dead Bolt (RH)	Y See Note 1	N	Y	Y	Y	N	N	N
Master 1671 Built-In Horizontal Dead Bolt	Y See Note 3	N	N	N	N	N	N	N
Master 1690 and 1695MKADA Built-In Rotary Bolt	N	Y See Note 2	N	N	N	N	N	N
Master 1502, 1525 Padlocks	Y	Y	Y	Y	Y	Y See Note 4	Y See Note 4	Y
Master 2002 & 2010 Heavy-Duty Padlocks	N	Y	Y	Y	Y	Y See Note 4	Y See Note 4	Y
American 400, 400K & 401K Padlocks	Y	Y	Y	Y	Y	Y See Note 4	Y See Note 4	Y
Master 3681 & 3685 Electronic Locks	See Note 5	See Note 5	See Note 5	See Note 5	See Note 5	See Note 5	See Note 5	N
Master 3630 & 3670 Mechanical Temporary Use Locks	See Note 5	See Note 5	See Note 5	See Note 5	See Note 5	See Note 5	See Note 5	N

Notes:

- 1 For use on right hand hinged doors only. Left hand hinged wardrobe doors of Two-Person and Duplex lockers require left hand hinged version of this lock.
- 2 Can be used on 12" and wider. 9" wide lockers are for use with padlock only. Requires a spacer (RLS1) between back of handle & lock. Single & Double Tier KD require Horizontal Support Angle (H.S.A.).
- 3 For use in left hand hinged doors of Two-Person and Duplex lockers
- 4 Production Lockers are prepared for padlock use only. Can be ordered for use with other lock options, consult factory
- 5 Consult factory.

Notice----> All padlocks must have a minimum of 9/32" diameter shackle with a minimum of 3/4" from case to shackle for proper locking and fit